

Kindergarten February Homework



February
Return Every Friday!

Monday	Tuesday	Wednesday	Thursday
Draw five pictures for each color. Find five different shapes around your home.	Write as many words as you can in one minute. Count how many words you wrote.	Write the next 3 numbers in the pattern. Count to 100.	Color each crayon a different color. Read each word and check the box correct.
Write the initial sound of each picture. Read the word.	Find each of the eight words in the word search. Use each sight word in a sentence.	Draw 2 keyword pictures. Write the letter.	Use the line to write the sentence.
Week 3 (Feb. 16) Read every day! Write the sounds you hear in each word. Say a rhyming word for each picture.	Write each number. Draw the correct number of pictures.	Draw 2 keyword pictures. Write the letter.	Use the line to write the sentence.
Week 4 (Feb. 23) Read every day! Write the missing numbers. Count to 20 by 10's.	Match each picture to its vowel sound. Grade the long vowel sounds.	Draw key pictures. Write the letter.	Use the line to write the sentence.

Monday (Week 2) Write the initial sound of each picture of _____

Tuesday (Week 2) Find each of the eight words in the word search

Find: he was that she
 r w a s i k e a
 p h e t h e a
 y b h e i c
 y s h e k







thanks for PURCHASING

sign up to get exclusive freebies *here*





TERMS OF USE

This item is a paid product created by Mrs. Jones' Creation Station, Inc. Copying any part of this product, redistributing, selling or placing it on the internet in any form is strictly forbidden and is a violation of the Digital Millennium Copyright Act (DMCA). Thank you for respecting our work!

YES, YOU CAN

-  Use this item for your personal use
-  Use this items for your classroom and/or students
-  Purchase unlimited licenses for other to use this item at a discount
-  Review this item for the purpose of recommending it to others as long as there is a direct link for it to be downloaded from Mrs. Jones' Creation Station, Inc.

NO, YOU CAN'T

-  Give this item to others
-  Copy this item for use by other
-  Post this item on a website (including personal, website, classroom website, or district website)
-  Copy or modify any part of this document to offer to others for free or for purchase

Language courtesy of Selling Strategies

CREDITS



Pink Cat Studio 



 Adobe Stock



CONNECT



how to edit my EDITABLE resource



DOWNLOADING FONTS

You will need to download [KG Cold Coffee](#), [KG Lego House](#), [KG Miss Kindergarten](#) and [KG Primary Dots Lined](#) install it on your computer before downloading the editable file.


ADOBE READER

Install the most recent version of Adobe Reader onto your computer. If you have any problems editing, viewing or printing a file make sure your Adobe Reader is updated.

DOWNLOAD AND EDIT FILE

Now you can download the file to your computer. Once the file has downloaded open in Adobe Reader. You should be able to view the editable fields and the text should match the product description. If you have any problems editing the file, make sure you have followed the directions above and then contact me at mrsjonescreationstation@gmail.com

read this [post](#) for more help with editing



--	--	--

--

Blank rounded rectangular box for writing.

Handwriting lines: solid top line, dashed middle line, solid bottom line.

Blank rounded rectangular box for writing.

Handwriting lines: solid top line, dashed middle line, solid bottom line.

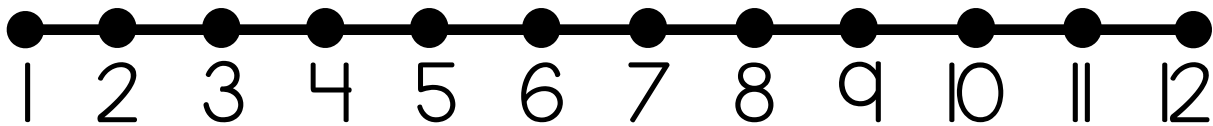


Blank rounded rectangular box for writing.

Handwriting lines: solid top line, dashed middle line, solid bottom line.



	→	
	→	
	→	
	→	

Find:







Empty rounded rectangular box for writing.



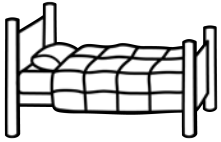
Empty rounded rectangular box for writing.




Empty rounded rectangular box for writing.



Empty rounded rectangular box for writing.



Empty rounded rectangular box for writing.



Empty rounded rectangular box for writing.



