


# Kindergarten

# January

# Homework



**January**  
Return Every Friday!

	Monday	Tuesday	Wednesday	Thursday
<b>Week 1 (Jan. 5)</b> Read every day!	Read and write each sight word 3 times. Use each sight word in a sentence.	Add detail to the picture. Label 5 parts of your picture.	Write the 3 numbers that come next. Count to 100 by 5s.	Color each crayon a different color. Read each sight word and color the box the correct color.
<b>Week 2</b>	Fill in the missing capital and lowercase letters. Say the sound each letter.	Find each of the sight words in the word search. Use each sight word in a sentence.	Draw 2 keyword pictures and write the letter. Say pet without the /r/.	Use numbers to solve problems. Mask the word.
<b>Week 4 (Jan. 26)</b> Read every day!	Write the missing letters in the mittens. Say a word that begins with each letter.	Write each number. Draw the correct number of pictures. What 2 sounds does each vowel say?	Draw 2 keyword pictures and write the letter. Sing the alphabet song.	Draw ten mittens.

**Monday (Week 3)**  
Circle the vowel sound in the word.

aoe ue  
ueo oe  
oia uia

**Tuesday (Week 3)**  
Write each number and draw the correct number of pictures.

Draw ten mittens.

Draw eleven mittens.







# thanks for PURCHASING

sign up to get exclusive freebies *here*





## TERMS OF USE

This item is a paid product created by Mrs. Jones' Creation Station, Inc. Copying any part of this product, redistributing, selling or placing it on the internet in any form is strictly forbidden and is a violation of the Digital Millennium Copyright Act (DMCA). Thank you for respecting our work!

### YES, YOU CAN

-  Use this item for your personal use
-  Use this items for your classroom and/or students
-  Purchase unlimited licenses for other to use this item at a discount
-  Review this item for the purpose of recommending it to others as long as there is a direct link for it to be downloaded from Mrs. Jones' Creation Station, Inc.

### NO, YOU CAN'T

-  Give this item to others
-  Copy this item for use by other
-  Post this item on a website (including personal, website, classroom website, or district website)
-  Copy or modify any part of this document to offer to others for free or for purchase

Language courtesy of Selling Strategies

### CREDITS



Pink Cat Studio 



 Adobe Stock



 Paula Kim Studio

### CONNECT



# how to edit my EDITABLE resource



## DOWNLOADING FONTS

You will need to download [KG Cold Coffee](#), [KG Lego House](#), [KG Miss Kindergarten](#) and [KG Primary Dots Lined](#) install it on your computer before downloading the editable file.

## ADOBE READER

Install the most recent version of Adobe Reader onto your computer. If you have any problems editing, viewing or printing a file make sure your Adobe Reader is updated.

## DOWNLOAD AND EDIT FILE


Now you can download the file to your computer. Once the file has downloaded open in Adobe Reader. You should be able to view the editable fields and the text should match the product description. If you have any problems editing the file, make sure you have followed the directions above and then contact me at [mrsjonescreationstation@gmail.com](mailto:mrsjonescreationstation@gmail.com)

read this [post](#) for more help with editing



<input type="checkbox"/> <input type="checkbox"/>				
<input type="checkbox"/> <input type="checkbox"/>				
<input type="checkbox"/> <input type="checkbox"/>				
<input type="checkbox"/> <input type="checkbox"/>				
<input type="checkbox"/> <input type="checkbox"/>				

--	--	--




Blank rounded rectangular box for writing.


Blank rounded rectangular box for writing.

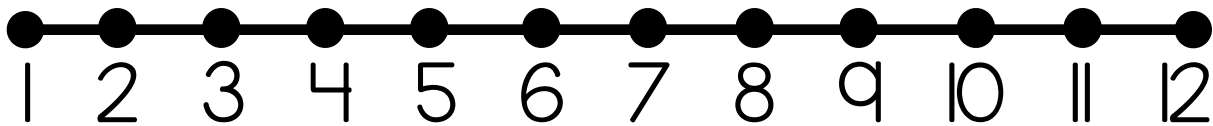


Blank rounded rectangular box for writing.



**Find:**










Empty rounded rectangular box for labeling the hat.



Empty rounded rectangular box for labeling the tiger.



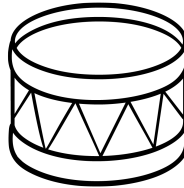
Empty rounded rectangular box for labeling the sock.



Empty rounded rectangular box for labeling the sled.





















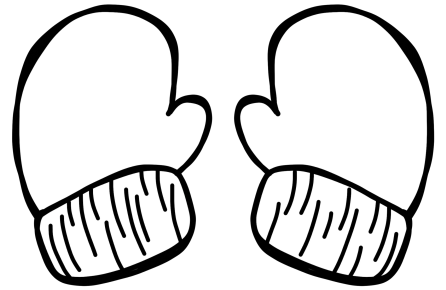
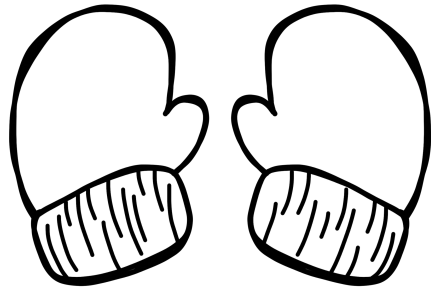

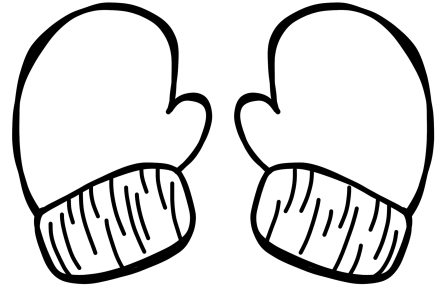
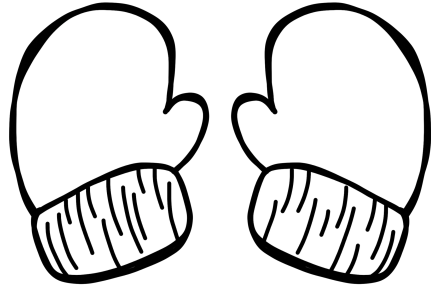
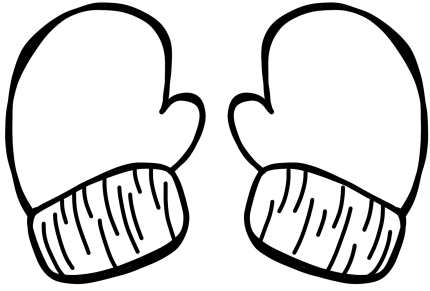
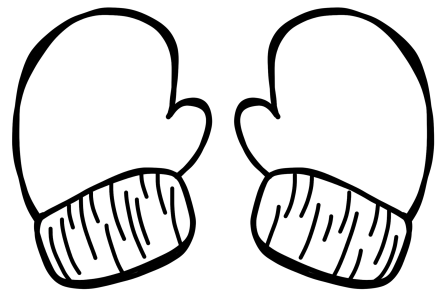
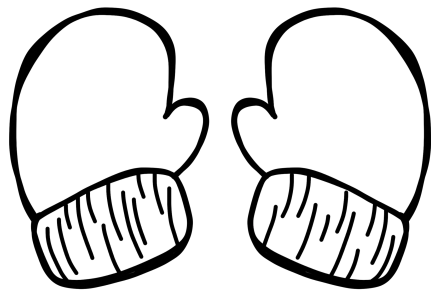
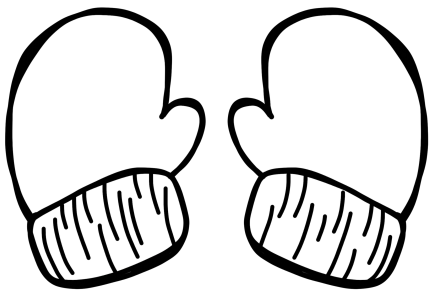
Empty rounded rectangular box for labeling the shovel.






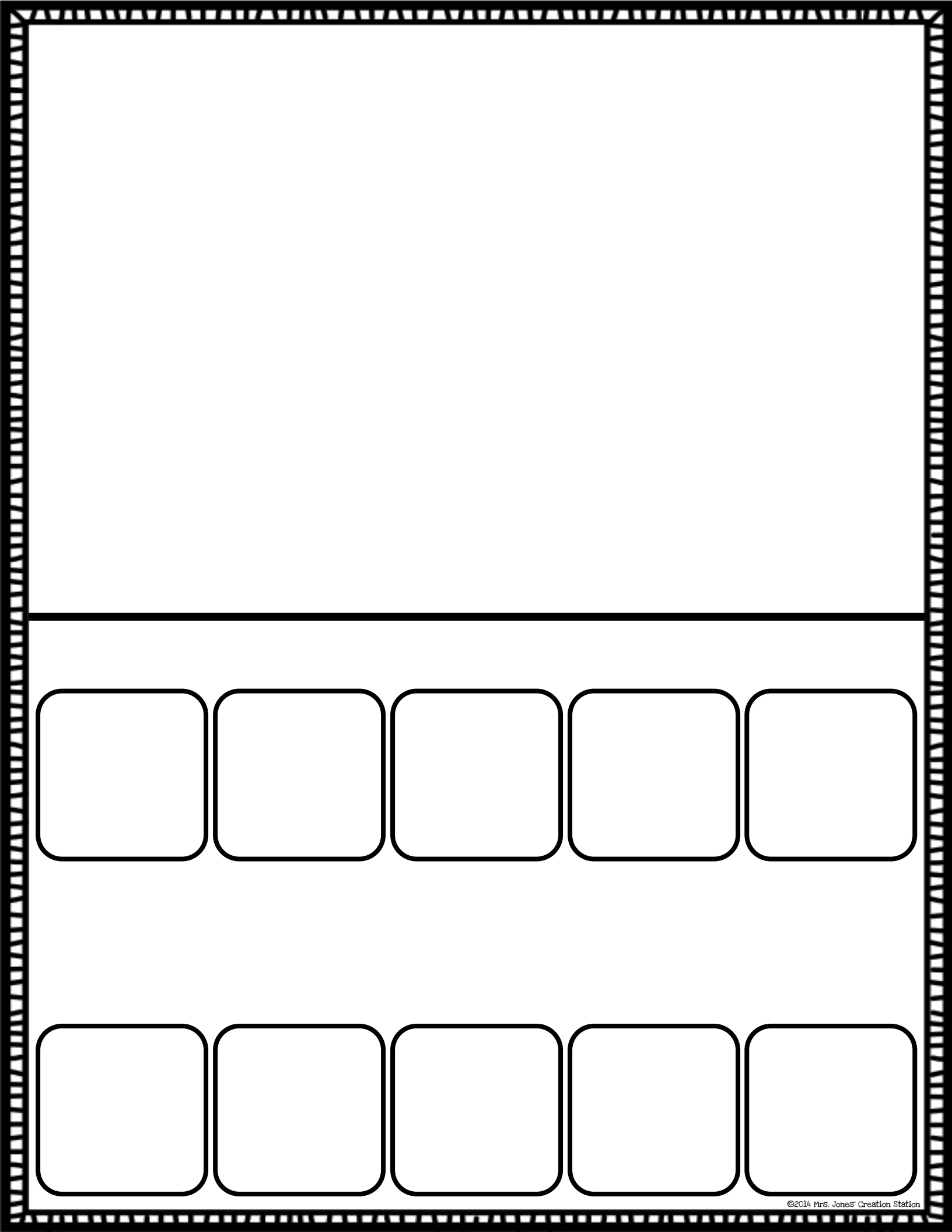
Empty rounded rectangular box for labeling the drum.









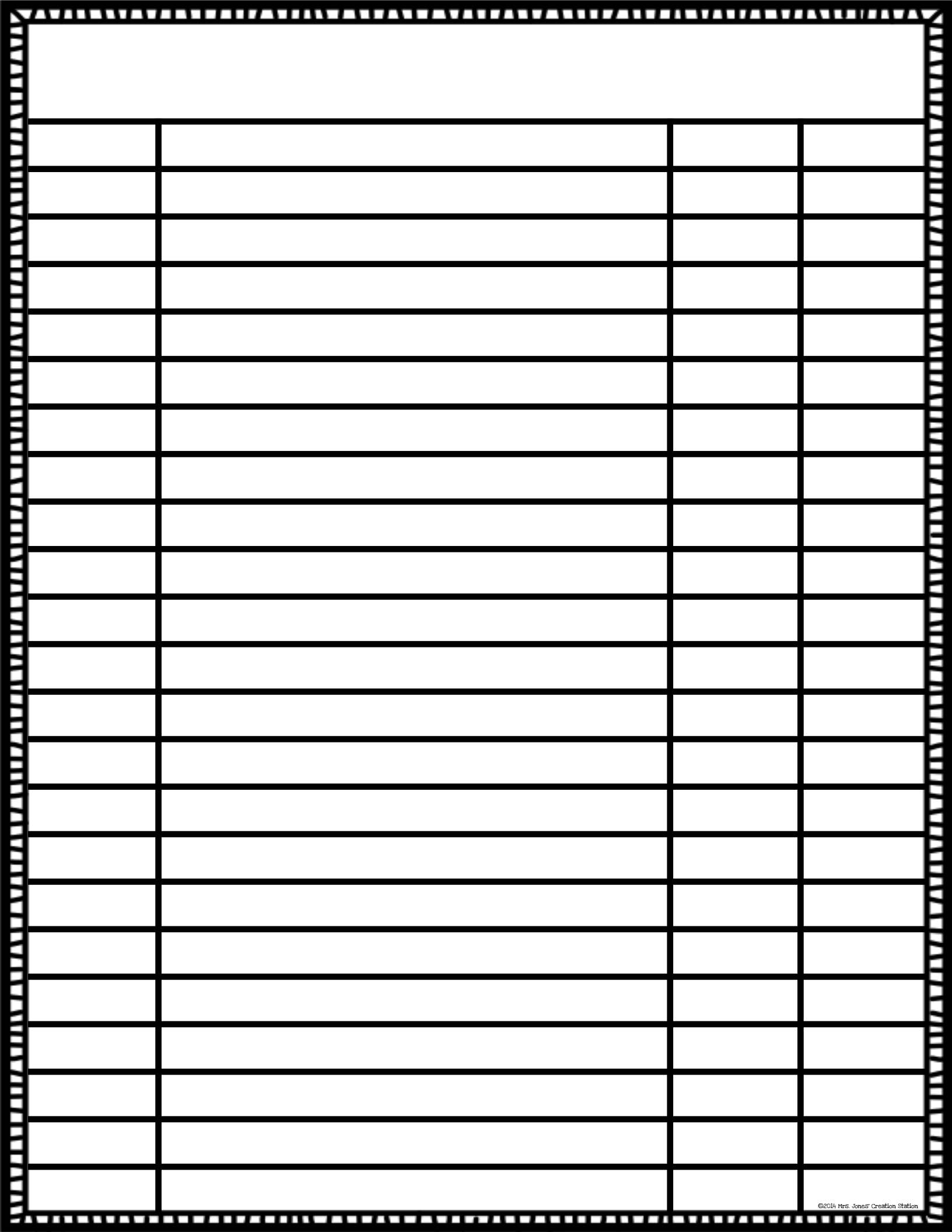




--	--	--	--	--

--	--	--	--	--





--	--	--	--

--	--	--	--

--	--	--	--

--	--	--	--

--	--	--	--

--	--	--	--

--	--	--	--

--	--	--	--

--	--	--	--

--	--	--	--

--	--	--	--

--	--	--	--

--	--	--	--

--	--	--	--

--	--	--	--

--	--	--	--

--	--	--	--

--	--	--	--

--	--	--	--

--	--	--	--

--	--	--	--

--	--	--	--

--	--	--	--

--	--	--	--