


# KINDERGARTEN SEPTEMBER HOMEWORK

**Wednesday {Week 1}**

 Draw zero apples.

\_\_\_\_\_

\_\_\_\_\_

\_\_\_\_\_


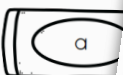
**Thursday {Week 1}**

\_\_\_\_\_

\_\_\_\_\_

\_\_\_\_\_


**Monday {Week 1}**

|     |     |
|-----|-----|
| the | a   |
| a   | I   |
| I   | the |
| the | a   |


**Tuesday {Week 1}**

**Aa**

 **September**

RETURN EVERY FRIDAY!

|                            | MONDAY  | TUESDAY  | WEDNESDAY  | THURSDAY   |
|----------------------------|---|--|--|--|
| <b>Week 1<br/>Sept. 7</b>  | Color the sight word boxes the correct color.<br>Retell your day to your family.                    | Draw 2 pictures and write each letter.<br>Sing the Alphabet Song together!               | Write each number and draw the correct number of objects.<br>Count to 20 together. | Practice writing your first name on the lines.<br>How many letters are in your name? |
| <b>Week 2<br/>Sept. 14</b> | Read every day!<br><input type="checkbox"/> Parent Initial <input type="checkbox"/> Teacher Initial | Match the capital and lowercase letters.<br>What sound does each letter say?             | Find the sight words in the word search.<br>Say and spell each sight word 3 times. | Draw 2 pictures and write each letter.<br>Sing the Alphabet Song together!           |
| <b>Week 3<br/>Sept. 21</b> | Read every day!<br><input type="checkbox"/> Parent Initial <input type="checkbox"/> Teacher Initial | Circle the correct number of syllables in each word.<br>What letter does each picture... | Write each number and draw the correct number of pictures.                         | Draw 2 pictures and write each letter.<br>Rel... each sign... the line...            |



*mrs. jones'*  
**CREATION  
STATION**

# how to edit my EDITABLE resource



## DOWNLOADING FONTS

You will need to download [KG Blank Space Solid](#), [KG Neatly Printed](#), [KG Primary Dots](#) and install it on your computer before downloading the editable file.


## ADOBE READER

Install the most recent version of Adobe Reader onto your computer. If you have any problems editing, viewing or printing a file make sure your Adobe Reader is updated.


## DOWNLOAD AND EDIT FILE

Now you can download the file to your computer. Once the file has downloaded open in Adobe Reader. You should be able to view the editable fields and the text should match the product description. If you have any problems editing the file, make sure you have followed the directions above and then contact me at [mrsjonescreationstation@gmail.com](mailto:mrsjonescreationstation@gmail.com)

read this [post](#) for more help with editing

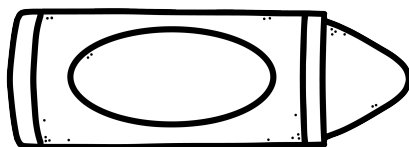
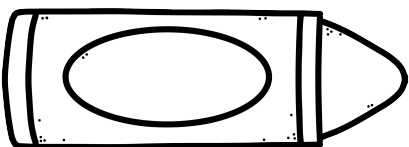
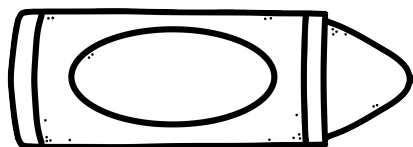


|   |  |  |  |  |
|---|--|--|--|--|
|   |  |  |  |  |
| <input type="checkbox"/> <input type="checkbox"/> |  |  |  |  |
| <input type="checkbox"/> <input type="checkbox"/> |  |  |  |  |
| <input type="checkbox"/> <input type="checkbox"/> |  |  |  |  |
| <input type="checkbox"/> <input type="checkbox"/> |  |  |  |  |






|   |  |  |  |  |
|---|--|--|--|--|
|   |  |  |  |  |
| <input type="checkbox"/> <input type="checkbox"/> |  |  |  |  |
| <input type="checkbox"/> <input type="checkbox"/> |  |  |  |  |
| <input type="checkbox"/> <input type="checkbox"/> |  |  |  |  |
| <input type="checkbox"/> <input type="checkbox"/> |  |  |  |  |
| <input type="checkbox"/> <input type="checkbox"/> |  |  |  |  |











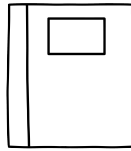
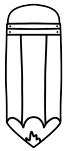

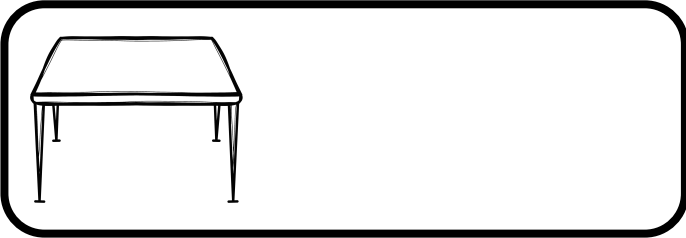
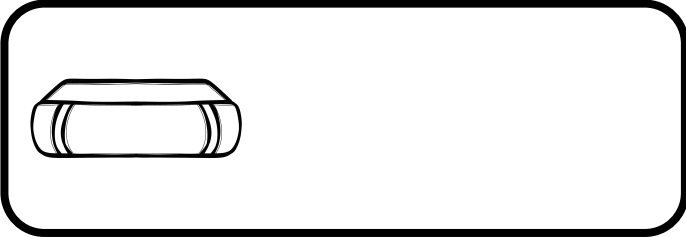
|  |  |  |  |
|--|--|--|--|
|  |  |  |  |
|  |  |  |  |
|  |  |  |  |
|  |  |  |  |










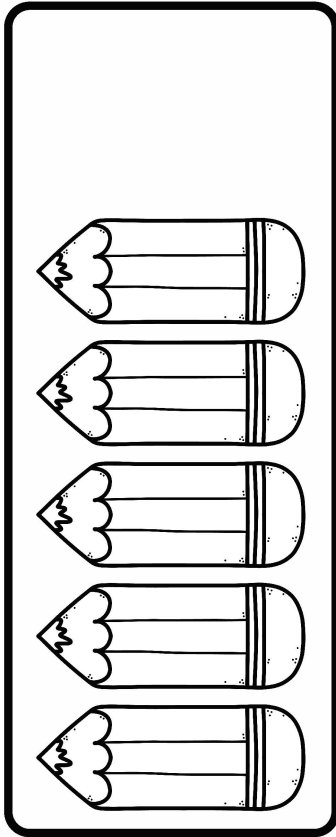
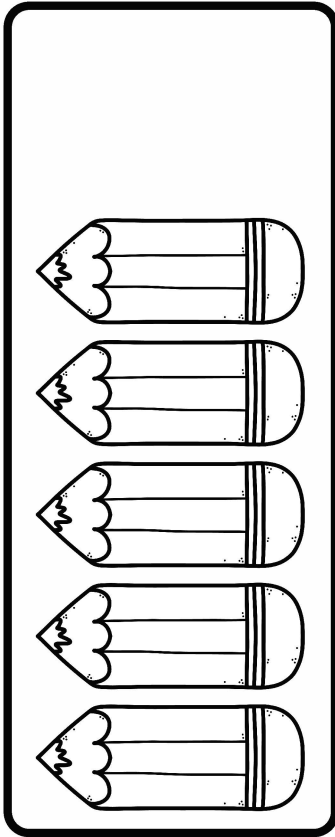
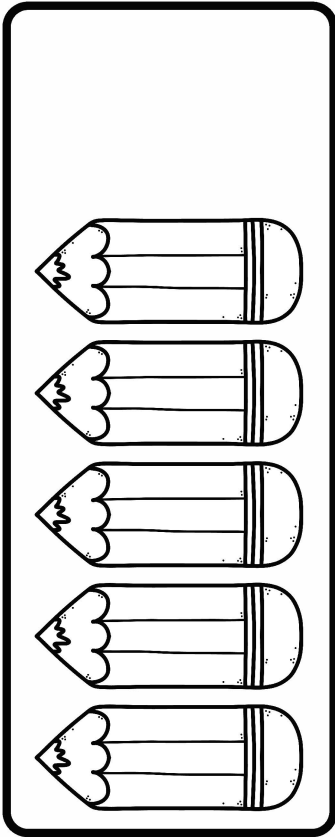
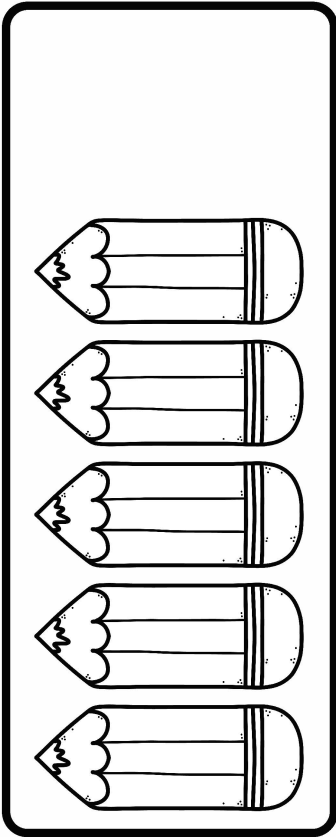








A square box with rounded corners, intended for a drawing or illustration.A wide rectangular box with rounded corners, intended for a drawing or illustration.A tall vertical rectangular box with rounded corners, intended for a drawing or illustration.A tall vertical rectangular box with rounded corners, intended for a drawing or illustration.A tall vertical rectangular box with rounded corners, intended for a drawing or illustration.



**Word  
Bank**



|  |  |
|--|--|
|  |  |
|  |  |

