

# Kindergarten December Homework



**December**  
Return Every Friday!

	Monday	Tuesday	Wednesday	Thursday
<b>Week 1 (Dec. 1)</b> Read every day!	Draw a picture and write a sentence about your weekend. Did you use spaces?	Add detail to the picture. Label 5 parts of your picture.	Write the sound you hear at the beginning and end of each word.	Color each crayon a different color. Read each sign word and color the box correct.
<b>Week 2 (Dec. 8)</b> Read every day!	Fill in the missing numbers. Make a pattern with objects at your home.	Find each of the sight words in the word search. Say each word in a sentence.	Draw 2 key word pictures and write the letter. Sing the Alphabet Song.	Write each number on a separate card.
<b>Week 3 (Dec. 15)</b> Read every day!	Count and circle the syllables in each word. Say a word that rhymes with bell, gift, and tree.	Write each number and draw the correct number of pictures. Say the number without the pictures.	Draw 2 key word pictures and write the letter. Say the word without the pictures.	Draw 2 key word pictures and write the letter.
<b>Week 4 (Dec. 22)</b> Read every day!	Draw a picture and write a sentence about your break. Does your sentence and picture match?	Match each picture to the correct word. Underline the vowels.	Write each number on a separate card.	Write each number on a separate card.

**Monday (Week 2)** Fill in the missing numbers.

1 2 3 4 5 6 7 8 9 10 11 12 13 14 15 16 17 18 19 20 21 22 23 24

**Tuesday (Week 2)** Find each of the eight words in the word search.

Find: my me big come

r w t m y e v a  
p g c o m  
o y b u g  
s m u w







# thanks for PURCHASING

sign up to get exclusive freebies *here*





## TERMS OF USE

This item is a paid product created by Mrs. Jones' Creation Station, Inc. Copying any part of this product, redistributing, selling or placing it on the internet in any form is strictly forbidden and is a violation of the Digital Millennium Copyright Act (DMCA). Thank you for respecting our work!

### YES, YOU CAN

-  Use this item for your personal use
-  Use this items for your classroom and/or students
-  Purchase unlimited licenses for other to use this item at a discount
-  Review this item for the purpose of recommending it to others as long as there is a direct link for it to be downloaded from Mrs. Jones' Creation Station, Inc.

### NO, YOU CAN'T

-  Give this item to others
-  Copy this item for use by other
-  Post this item on a website (including personal, website, classroom website, or district website)
-  Copy or modify any part of this document to offer to others for free or for purchase

Language courtesy of Selling Strategies

### CREDITS



Pink Cat Studio 



 Adobe Stock



### CONNECT



# how to edit my EDITABLE resource



## DOWNLOADING FONTS

You will need to download [KG Cold Coffee](#), [KG Lego House](#), [KG Miss Kindergarten](#) and [KG Primary Dots Lined](#) install it on your computer before downloading the editable file.

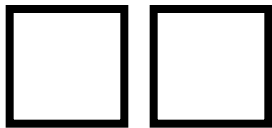
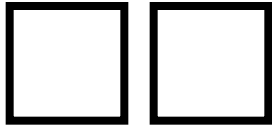

## ADOBE READER


Install the most recent version of Adobe Reader onto your computer. If you have any problems editing, viewing or printing a file make sure your Adobe Reader is updated.




## DOWNLOAD AND EDIT FILE

Now you can download the file to your computer. Once the file has downloaded open in Adobe Reader. You should be able to view the editable fields and the text should match the product description. If you have any problems editing the file, make sure you have followed the directions above and then contact me at [mrsjonescreationstation@gmail.com](mailto:mrsjonescreationstation@gmail.com)

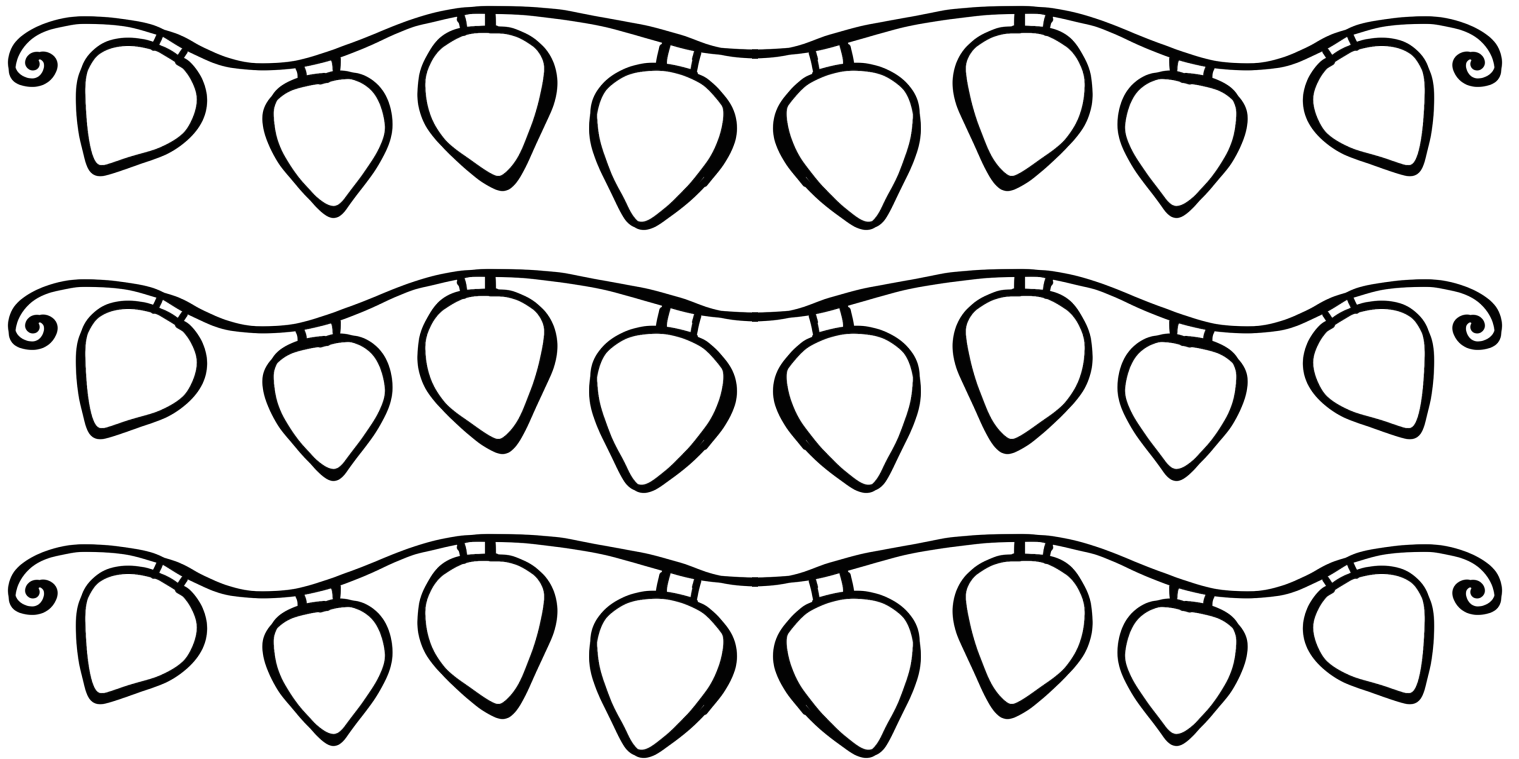
read this [post](#) for more help with editing





















**Find:**

A large, empty rectangular box with a thick black border, intended for a student to write down the words they find in the illustration above.







Empty rounded rectangular box for writing.




Empty rounded rectangular box for writing.



Empty rounded rectangular box for writing.



Empty rounded rectangular box for writing.



Empty rounded rectangular box for writing.



Empty rounded rectangular box for writing.



