


KINDERGARTEN AUGUST HOMEWORK


Wednesday {Week 1}

 Draw zero flowers.

Monday {Week 1}




August

RETURN EVERY FRIDAY!



	MONDAY	TUESDAY	WEDNESDAY	THURSDAY
Week 1 Aug. 4	Practice writing your names on the lines. Sing the Alphabet Song together!	Draw 2 pictures and write each letter. Retell your day to your family.	Write each number and draw the correct number of objects. Count to 20 together.	Do the pictures rhyme? Circle thumbs up or down? What is a new word that rhymes with cat? dog? sit?
Week 2 Aug. 11	Draw a picture of your weekend. Label 3 parts of your picture.	Find the sight words in the word search. Say each sight word 3 times.	Draw 2 pictures and write each letter. Sing the Alphabet Song together!	Practice writing your names on _____
Week 3 Aug. 18	Put an 'X' over the picture that does not rhyme. What is a new word that _____	Write each number and draw the correct number of pictures. Count to 20	Draw 2 pictures and write each letter. Sing the Alphabet _____	

Thursday {Week 1}

Tuesday {Week 1}

LI



how to edit my EDITABLE resource



DOWNLOADING FONTS

You will need to download [KG Blank Space Solid](#), [KG Neatly Printed](#), [KG Primary Dots](#) and install it on your computer before downloading the editable file.


ADOBE READER

Install the most recent version of Adobe Reader onto your computer. If you have any problems editing, viewing or printing a file make sure your Adobe Reader is updated.

DOWNLOAD AND EDIT FILE

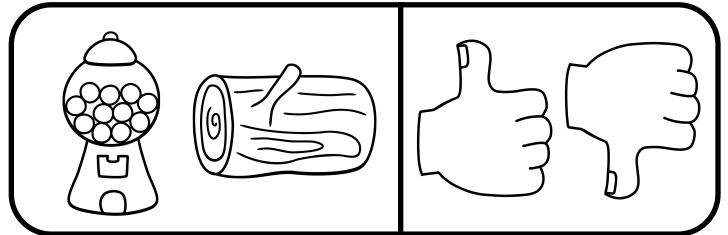

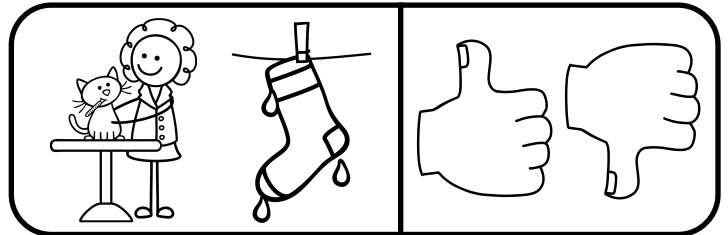
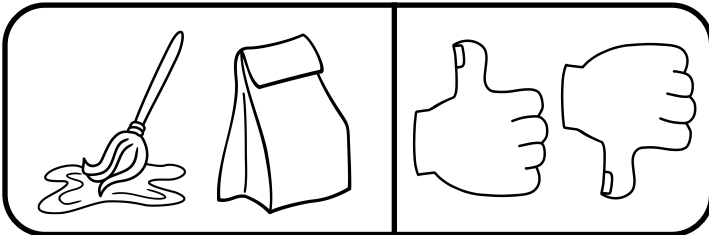
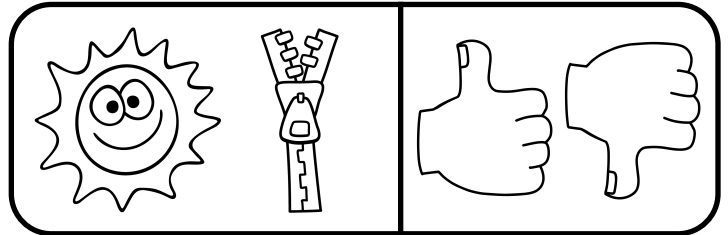


Now you can download the file to your computer. Once the file has downloaded open in Adobe Reader. You should be able to view the editable fields and the text should match the product description. If you have any problems editing the file, make sure you have followed the directions above and then contact me at mrsjonescreationstation@gmail.com


read this [post](#) for more help with editing







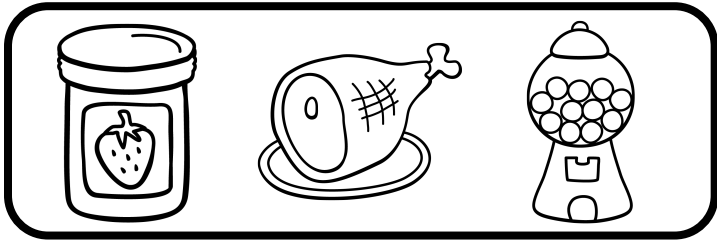

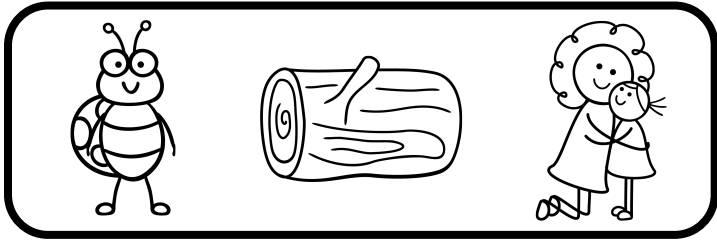
<input type="checkbox"/> <input type="checkbox"/>				
<input type="checkbox"/> <input type="checkbox"/>				
<input type="checkbox"/> <input type="checkbox"/>				
<input type="checkbox"/> <input type="checkbox"/>				



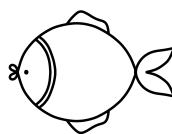















**Word
Bank**

