


Kindergarten April Homework



April
Return Every Friday!

	Monday	Tuesday	Wednesday	Thursday
Week 1 (April 6) Every day!	Write 3 new words for each word family. Did you use an blends or digraphs?	Sound out each word and draw a picture. Circle the vowel in each word.	Write the next 3 numbers for each set. Skip count to 100 by 5s.	Color each crayon a different color. Read each sight word and color the box the correct color.
Week 2 (April 13) Every day!	Write the blend at the beginning of each word. Say anything word for each.	Find each of the eight words in the word search. Say each word in a sentence.	Draw 2 keyword pictures. Write the letter.	Use the number line to solve the addition problem. Count the...
Week 3 (April 20) Read every day!	Circle the digraph you hear in each word. What is a digraph?	Write each number. Draw the correct number of pictures.	Draw 2 keyword pictures. Write the letter.	Write the...
Week 4 (April 27) Read every day!	Draw and write about your weekend. Does your story have a beginning, middle and end?	Match each picture to the correct blend. Say 1 word to describe each picture.	Draw 2 keyword pictures. Write the letter.	

Monday (Week 2) Write the blend at the beginning.

__oves	__ed	__uck
__own	__ane	__ock

Tuesday (Week 2) Find each of the eight words in the word search.

Find: now she saw did do

r b d o s h e i k
l n e w h i a
w q r s n c
v n o w j f







thanks for PURCHASING

sign up to get exclusive freebies *here*





TERMS OF USE

This item is a paid product created by Mrs. Jones' Creation Station, Inc. Copying any part of this product, redistributing, selling or placing it on the internet in any form is strictly forbidden and is a violation of the Digital Millennium Copyright Act (DMCA). Thank you for respecting our work!

YES, YOU CAN

-  Use this item for your personal use
-  Use this items for your classroom and/or students
-  Purchase unlimited licenses for other to use this item at a discount
-  Review this item for the purpose of recommending it to others as long as there is a direct link for it to be downloaded from Mrs. Jones' Creation Station, Inc.

NO, YOU CAN'T

-  Give this item to others
-  Copy this item for use by other
-  Post this item on a website (including personal, website, classroom website, or district website)
-  Copy or modify any part of this document to offer to others for free or for purchase

Language courtesy of Selling Strategies

CREDITS



Pink Cat Studio 



 Adobe Stock



CONNECT



how to edit my EDITABLE resource



DOWNLOADING FONTS

You will need to download [KG Cold Coffee](#), [KG Lego House](#), [KG Miss Kindergarten](#) and [KG Primary Dots Lined](#) install it on your computer before downloading the editable file.

ADOBE READER

Install the most recent version of Adobe Reader onto your computer. If you have any problems editing, viewing or printing a file make sure your Adobe Reader is updated.

DOWNLOAD AND EDIT FILE

Now you can download the file to your computer. Once the file has downloaded open in Adobe Reader. You should be able to view the editable fields and the text should match the product description. If you have any problems editing the file, make sure you have followed the directions above and then contact me at mrsjonescreationstation@gmail.com

read this [post](#) for more help with editing

--	--	--

Blank rounded rectangular box for writing.

Handwriting lines: solid top line, dashed middle line, solid bottom line.

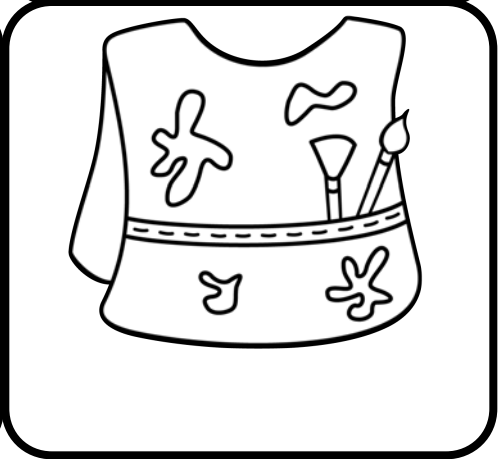




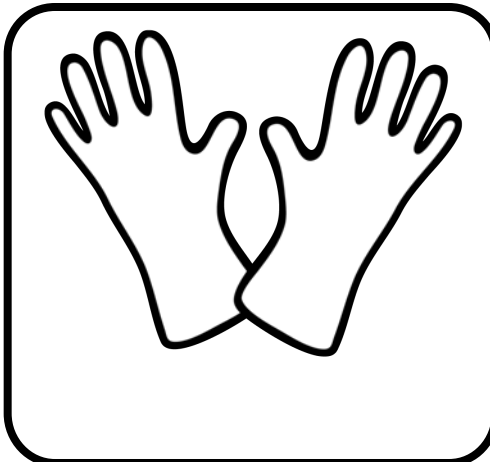
Blank rounded rectangular box for writing.

Handwriting lines: solid top line, dashed middle line, solid bottom line.

Blank rounded rectangular box for writing.



Handwriting lines: solid top line, dashed middle line, solid bottom line.






Find:


A large, empty rectangular box with a thick black border, intended for a search or matching activity.



1 2 3 4 5 6 7 8 9 10 11 12 13 14 15 16 17 18 19 20




Empty rounded rectangular box for writing.



Empty rounded rectangular box for writing.




Empty rounded rectangular box for writing.



Empty rounded rectangular box for writing.














Empty rounded rectangular box for writing.







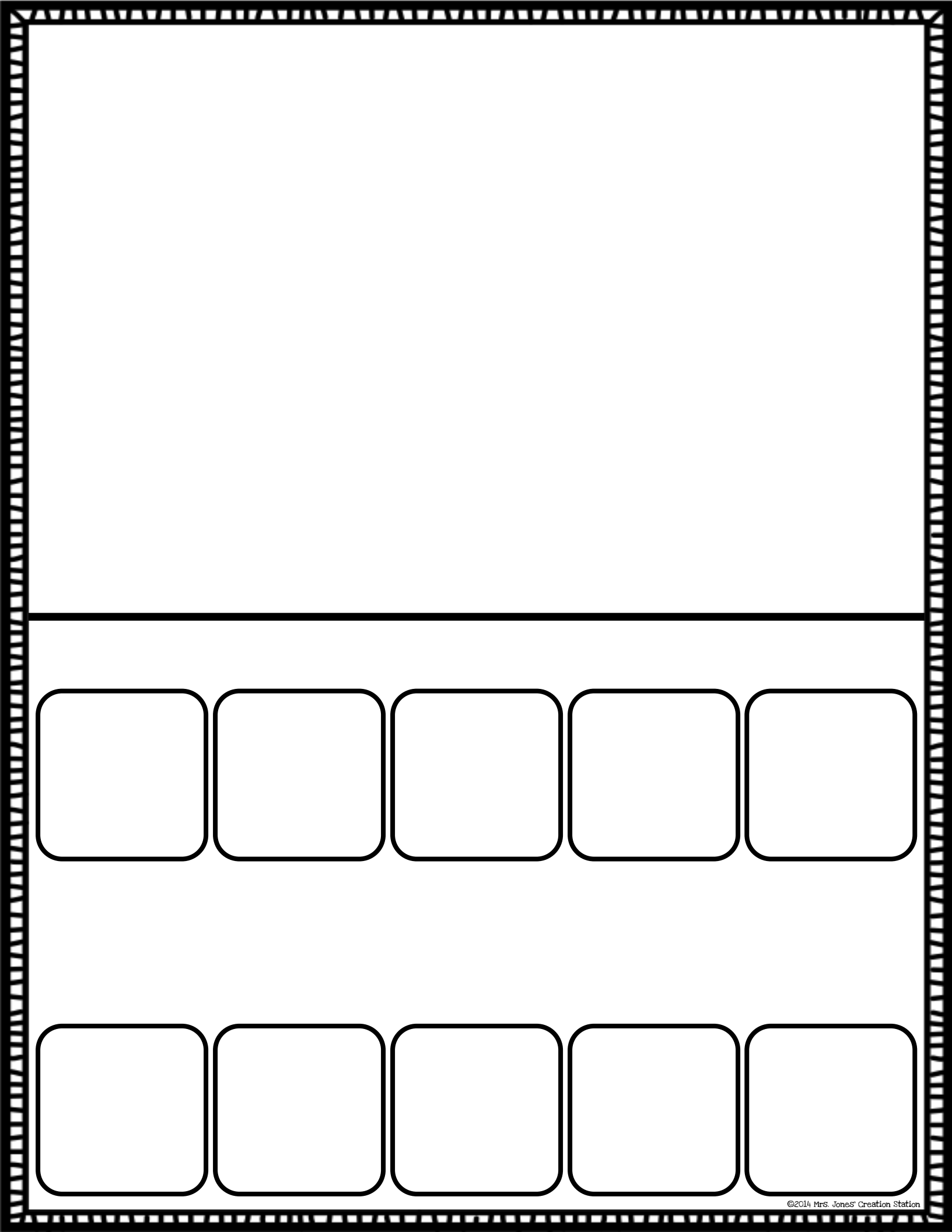
Empty rounded rectangular box for writing.












--	--	--	--	--

--	--	--	--	--



A large, empty rectangular box with a solid black border, occupying the upper half of the page. It is intended for writing or drawing.

A large, empty rounded rectangular box with a solid black border, occupying the lower half of the page. It is intended for writing or drawing.

